

# Introduction to Digital Topology

Copyright © by V. Kovalevsky, last update: 2010-10-29



Let me know  
what you think

[Why is Topology Important for Image Analysis?](#)

[The  \$m\$ -adjacency in the digital 2D space](#)

[Boundaries under the  \$\(m, n\)\$ -adjacency](#)

[Abstract Cell Complexes](#)

[Connectivity](#)

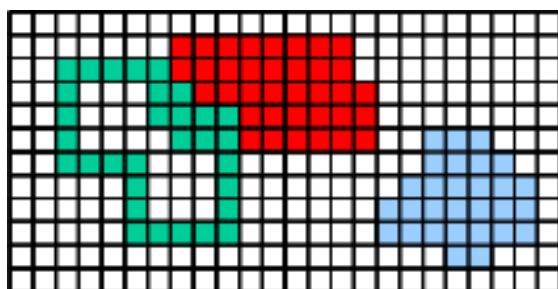
[Cartesian Complexes](#)

## Why is Topology Important for Image Analysis?

We need in image analysis and in computer graphics the notions of connected subsets, of adjacent subsets, of boundaries, of the interior and exterior etc. All these are topological notions. Topology may be considered as the geometry of a rubber sheet: all mentioned properties of subsets being drawn on a rubber sheet remain preserved when one pulls the sheet without tearing it. A mathematician would say that topological properties are invariant under continuous transformations of the space.

The general topology considers spaces in which even the smallest neighborhood of a point contains infinitely many other points. It is obvious that such a space (and even the smallest part of it) cannot be explicitly represented in a computer. Therefore we need the topology of the so called *locally finite spaces* whose elements have neighborhoods containing a finite number of elements.



In the 1970th Rosenfeld has suggested to consider in an digital image the 4- and the 8-adjacency of pixels. He defined an  $m$ -path as a sequence of  $m$ -adjacent pixels,  $m$  being 4 or 8. He also introduced the  $m$ -connectivity: a subset  $S$  of pixels is  $m$ -connected if it contains for any two pixels of  $S$  an  $m$ -path from one of the pixel to another.



We need the notions of:

- connected subsets
- boundary of a subset
- adjacent subsets
- interior and exterior etc.

## The $m$ -adjacency in the digital 2D space



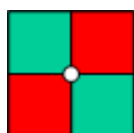
The well-known Jordan property of a simple curve:  
The curve must separate the rest of the space in exactly two components.

left: A simple 4-curve makes two components

right: A simple 8-curve makes one component

The "mixed" (8, 4)-adjacency is applicable to binary images only.

### The Connectivity Paradox of the $m$ -Adjacency



Under the 4-adjacency both the green and the red subset are disconnected.

Under the 8-adjacency both the green and the red subset are connected which is paradox.

A consistent connectivity may be defined when the membership of the white point in the middle in one of the subsets is specified.

The notion of  $m$ -connectivity turns out to be contradictory: it is well-known (as the Jordan theorem) that a simple closed curve in the plane subdivides the rest of the plane into two connected parts. Under the  $m$ -adjacency a simple closed curve is a sequence of pixels, in which each pixel is  $m$ -adjacent to exactly two other pixels. There exist under the 4-adjacency simple curves that subdivide the rest of the plane into more than two components. Under the 8-adjacency a simple closed curve does not subdivide the rest of the plane at all.

When considering four pixels having all a common corner one may see the connectivity paradox ones more: under the 4-adjacency each of the two "diagonal" pairs of pixels is disconnected; under the 8-adjacency they are both connected. Thus one 8-path crosses another such path while the two paths have no common elements. Rosenfeld has suggested to consider a "mixed" adjacency: the 8-adjacency for the foreground of an image and the 4-adjacency for the background or vice versa. This suggestion has removed the connectivity paradox for binary images. However, it remains for multilevel images. Besides that, a mixed  $(m,n)$ -adjacency does not define a topology of the space but rather a "topology" of concrete subsets of the space: it changes if the subsets change.

The solution of this paradox consists in considering besides the pixels another kind of space elements – the points and the cracks. The membership of the point defines the connectivity of pairs of adjacent pixels.

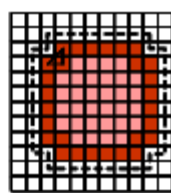

## Boundaries under the $(m,n)$ -adjacency

One of the most important topological notions is that of a boundary. The topological boundary (or frontier) of a subset  $T$  of the space  $S$  is the set of all space elements whose each neighborhood contains both elements of  $T$  and of its complement  $S-T$ . In the topology of continuous spaces the boundary of a subset of the plane is a curve. It is thin, i.e. its area is equal to zero. The boundary is the same for  $T$  and for its complement  $S-T$  since the above definition is symmetric with respect to  $T$  and  $S-T$ .

When considering the neighborhood of a pixel  $P$  as the set of all pixels  $m$ -adjacent to  $P$  (including  $P$  itself) then the boundary becomes a thick stripe whose width is equal to two

pixels. When, however, we change the definition so that the boundary of  $T$  contains only pixels of  $T$  then we arrive at two different boundaries: the boundary of  $T$  is then different from the boundary of the complement  $S-T$ . This is also a topological paradox.

The solution of this problem consists in considering neighborhoods based on an *antisymmetric* binary relation: if the space element  $a$  belongs to the smallest neighborhood of the element  $b$  then  $b$  does not belong to the smallest neighborhood of  $a$ . A topological space with such neighborhoods is a *cell complex* if also the dimension of its elements are defined. It follows from the above mentioned antisymmetry that the space must contain elements of different smallest neighborhoods and therefore elements of different kind.



Examples of boundaries under the  $(m, n)$ -adjacency

The  $m$ -boundary of a subset  $T$  is the set of elements (of  $T$ ) that have  $m$ -neighbors in the complement of  $T$ .

left: The 4-boundary is not 4-connected

right: The 8-boundary is not a simple curve

The boundary of a subset is different from that of its complement!

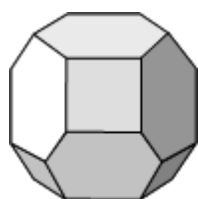
If we delete "of  $T$ " in the definition of the boundary, it becomes thick.

## Abstract Cell Complexes

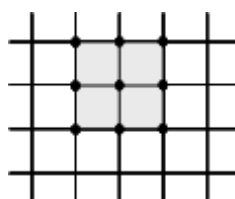
**Definition AC:** An abstract cell complex  $C=(E, B, dim)$  is a set  $E$  of abstract elements (cells) provided with an antisymmetric, irreflexive and transitive binary relation  $B \subset E \times E$  called the bounding relation, and with a dimension function  $dim: E \rightarrow I$  from  $E$  into the set  $I$  of non-negative integers such that  $dim(e') < dim(e'')$  for all pairs  $(e', e'') \in B$ .

If  $(a, b) \in B$  then it is usual to write  $a < b$  or to say that the cell  $a$  bounds the cell  $b$ . Such cells are called *incident* to each other.

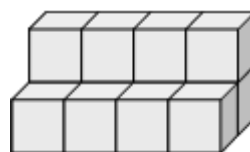
Examples of AC complexes:



2-dimensional  
non-cartesian



2-dimensional  
cartesian



3-dimensional

A digital image is to be considered as a 2-dimensional complex. It contains cells of three kinds: namely the cells of dimensions from 0 to 2. The 2-dimensional cells, or 2-cells, are the **pixels**, the 1-cells are called **cracks** or edges and the 0-cells are the **points** or the vertices. A crack may bound a pixel, but not vice versa. A point may bound a crack and a pixel.

**Definition OP:** A subset  $OS$  of cells of a subcomplex  $S$  of a complex  $C$  is called open in  $S$  if it contains all cells of  $S$  bounded by cells of  $OS$ . An  $n$ -cell  $c^n$  of an  $n$ -dimensional complex  $C^n$  is an open subset of  $C^n$  since  $c^n$  bounds no cells of  $C^n$ .

**Definition SON:** The smallest subset of a set  $S$  which contains a given cell  $c$  of  $S$  and is open in  $S$  is called the *smallest (open) neighborhood* of  $c$  relative to  $S$  and is denoted by  $\text{SON}(c,S)$ . The SON of a pixel is the pixel itself. SONs of other cells are shown in the following figure.

**Definition CL:** A subset  $CS$  of cells of a subcomplex  $S$  of a complex  $C$  is called closed in  $S$  if it contains all cells of  $S$  bounding the cells of  $CS$ . An 0-cell  $c^0$  of an  $n$ -dimensional complex  $C^n$  is a closed subset of  $C^n$  since there are no cells bounding  $c^0$ . The smallest subset of a set  $S$  which contains a given cell  $c$  of  $S$  and is closed in  $S$  is called the *closure* of  $c$  relative to  $S$  and is denoted by  $\text{Cl}(c,S)$ .

Two cells are called **incident** to each other if they are either identical or one of them bounds the other.

Connectivity in cell complexes is defined by means of **incidence paths**:

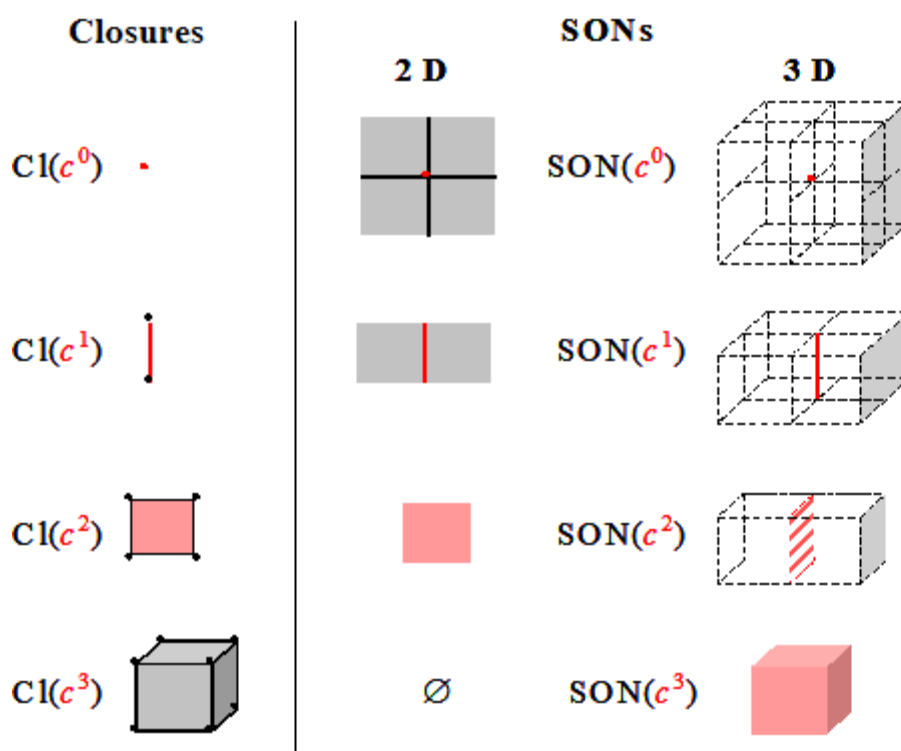
An incidence path is a sequence of cells in which each two subsequent cells are incident to each other.

A subset  $S$  is **connected** if for each two cells of  $S$  there exists in  $S$  an incidence path containing these cells.

The **topological boundary** (frontier) of a subset  $T$  of a complex  $C$  is defined as in the general topology: it is the set of all cells whose smallest neighborhood contains both cell  $s$  of  $T$  and of its complement  $C-T$ .

The boundary of a subset of a 2D space contains no pixels since the SON of a pixel is a singleton consisting of a single cell and cannot contain cells of  $T$  and of  $C-T$ . Thus the boundaries in complexes are always thin.

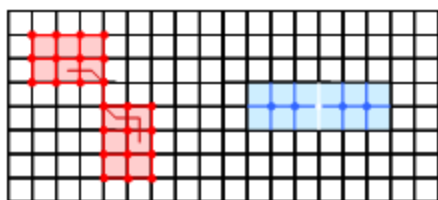
## Closures and Smallest Neighborhoods of Cells



## Connectivity

An incidence path is a sequence of cells in which any two subsequent cells are incident to each other. A set  $S$  is connected if for any two cells of  $S$  there exists in  $S$  an incident path including these two cells.

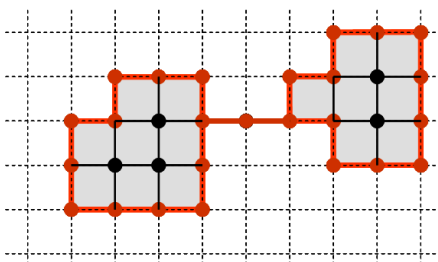
The membership of cells of lower dimensions can be defined either explicitly or by means of an overall membership rule.



Example:

The red subset is connected, the blue one is disconnected.

### The Topological Boundary of a Set

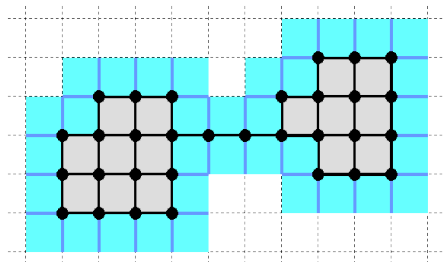


Red lines and dots show the topological boundary (frontier) of the gray-and-black complex. The boundary contains no principal cell (i.e. no  $n$ -cells in an  $n$ -space; no pixels in the 2D space).

Definition: The boundary  $Fr(S, C)$  of a subset  $S \subset C$  is the set of all cells  $c \in C$  whose smallest neighborhood  $SON(c, C)$  contains cells both of  $S$  and of its complement  $C - S$ .

The well-known notion of the  $m$ -boundary is contradictory and should not be used.

### The Open Boundary of a Set



Blue lines and squares show the open boundary of the gray-and-black complex. It contains no 0-cells.

Definition: The open boundary  $OP(S, C)$  of a subset  $S$  of  $C$  is the set of all cells  $c \in C$  whose closure  $Cl(c, C)$  contains cells both of  $S$  and of its complement  $C-S$ .

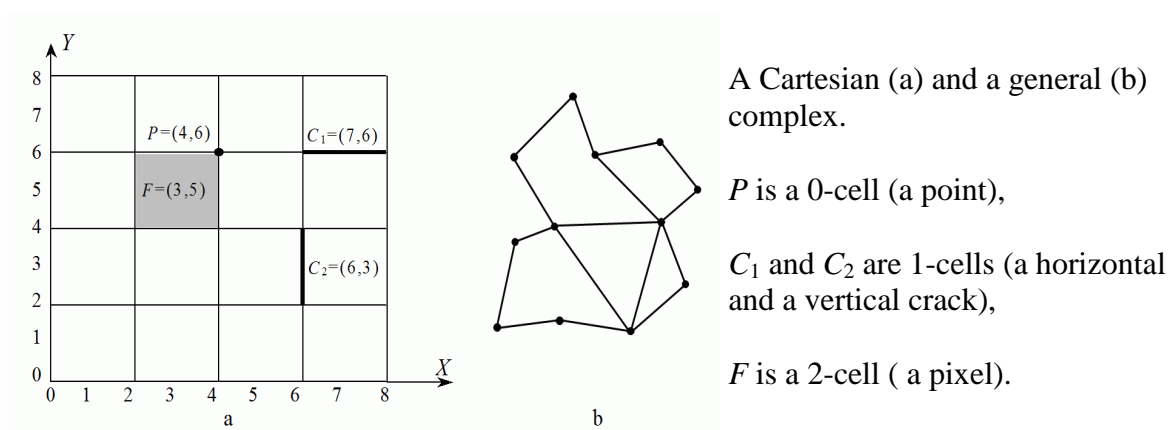
## Cartesian Complexes

A one-dimensional complex which is a sequence of alternating 0-cells and 1-cells may be considered as a coordinate axis of a multidimensional Cartesian complex. The set of cells of a multidimensional Cartesian complex is the Cartesian product of the sets of cells of the axes. This means that a cell of an  $n$ -dimensional Cartesian complex  $C^n$  is an  $n$ -tuple of the cells of the axes. The bounding relation in  $C^n$  is deduced from the bounding relations of the axes. The dimension of a cell of  $C^n$  is the sum of the dimensions of the factor cells.

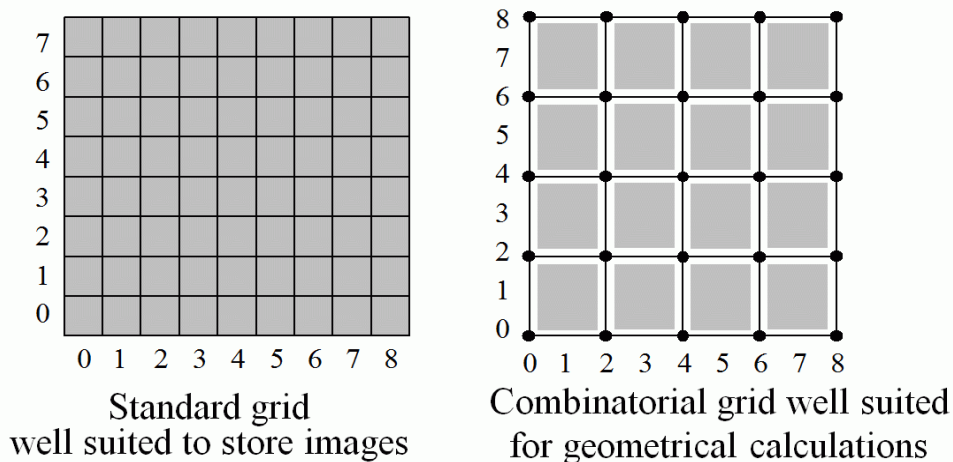
It is possible to assign integer numbers to the subsequent cells of the coordinate axes. These are the combinatorial coordinates in the space  $C^n$ . A location of a cell  $c \in C^n$  in the space is characterized by an  $n$ -dimensional vector whose components are the *combinatorial coordinates* of the factor cells of  $c$  in the corresponding axes.

Combinatorial coordinates make the development of algorithms in digital geometry easier and more comprehensible.

## Examples:



## Data Structures:



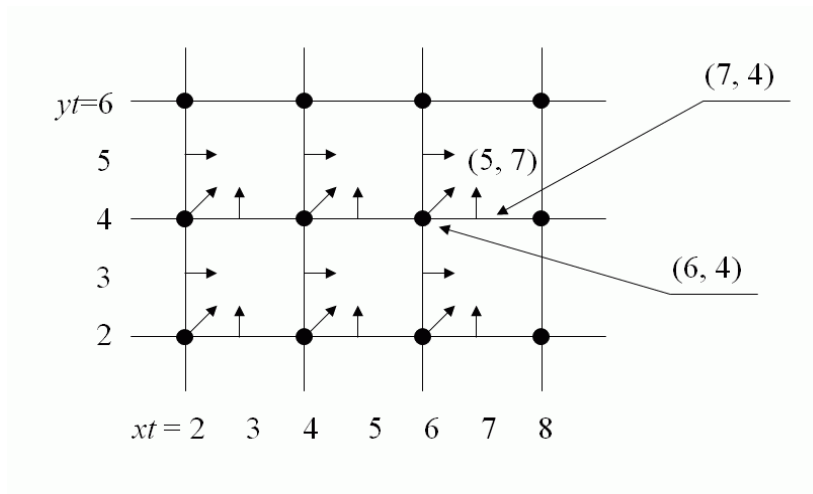
left: Standard grid well suited to store images

right: Combinatorial grid well suited for geometrical calculations

Both grids should be used simultaneously, the transition from the combinatorial grid  $(x_c, y_c)$  to the standard one  $(x_s, y_s)$  being very simple:

$$x_s = \text{int}(x_c/2); y_s = \text{int}(y_c/2);$$

## The coordinate assignment rule:



Cells of lower dimension have in standard grid the same coordinates as the corresponding principal cell, i.e. the cell of the greatest dimension. The correspondence is defined by the assignment rule and is shown in the figure. Using the assignment rule gives the possibility to work with cells of lower dimensions in the standard grid:

$$x_s = x_c / 2; y_s = y_c / 2;$$

**If you are interested in theoretical details read the lection "Axiomatic Digital Tology" below.**